

Ocean Kayaks

Ocean Kayak Nalu paddle board



LENGTH

11' / 3.3 m

WIDTH

31" / 78.7 cm

WEIGHT

40 lbs / 18.1 kg

MAX CAPACITY

225-275 lbs /
102.1 - 124.7 kg



Frenzy



LENGTH

9' 0" / 2.7 m

WIDTH

31" / 78.7 cm

SEAT WIDTH

18" / 45.7 cm

WEIGHT

43 lbs / 19.5 kg

MAX CAPACITY

275-325 lbs /
124.7 - 147.7 kg



Mysto



LENGTH

9' 9" / 3.0 m

WIDTH

31" / 78.7 cm

SEAT WIDTH

17" / 43.2 cm

WEIGHT

43 lbs / 19.5 kg

MAX CAPACITY

275-325 lbs /
124.7 - 147.7 kg



Caper



LENGTH

11' 0" / 3.3 m

WIDTH

31" / 78.7 cm

SEAT WIDTH

19.5" / 49.5 cm

WEIGHT

45 lbs / 20.4 kg

MAX CAPACITY

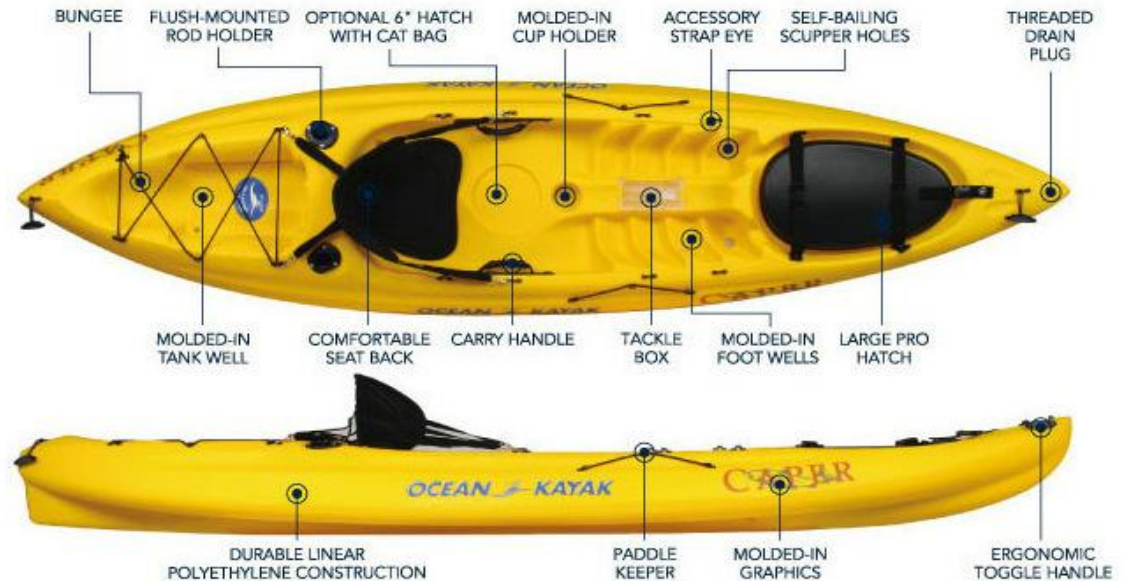
275-325 lbs /
124.7 - 147.4 kg



Caper (Pesca)

- **Specifications**

- Length: 11.0 feet
- Width: 31 inches
- Seat width: 19.5 inches
- Weight: 45 pounds
- Maximum capacity 325



Peekaboo

LENGTH 11.11

WIDTH 34"

WEIGHT 61 lbs.

MAX CAPACITY 450 lbs.



Scupper Pro

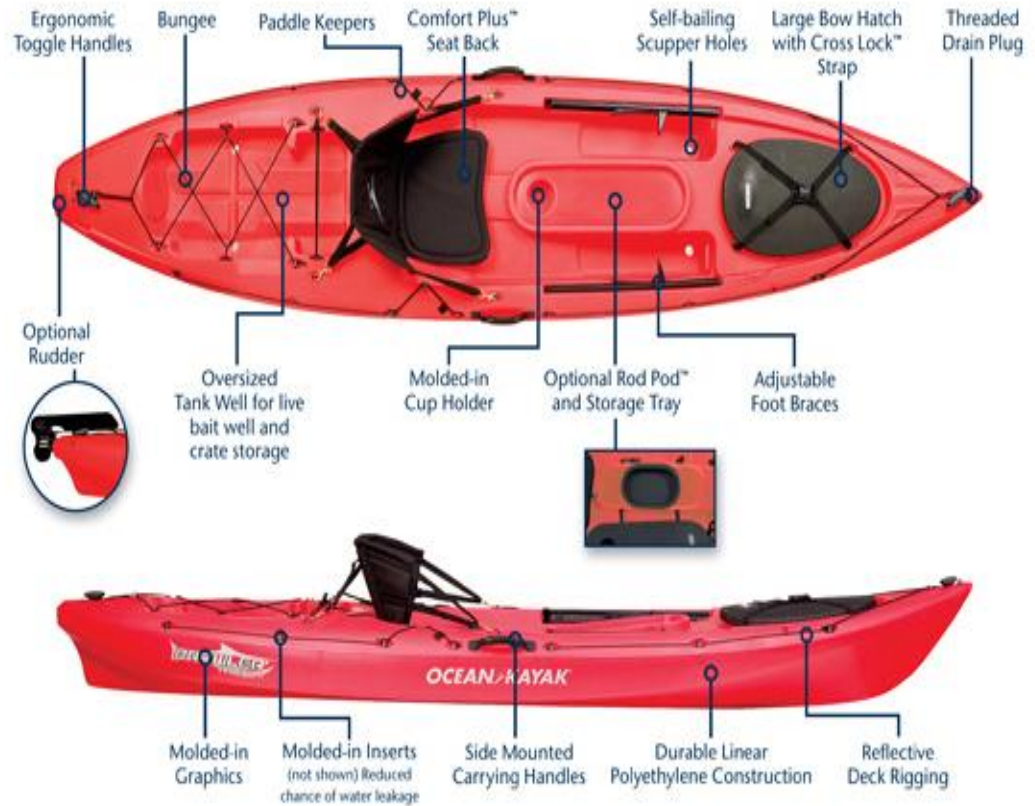
- **LENGTH 14' 9"**
- **WIDTH 26"**
- **SEAT WIDTH 17"**
- **WEIGHT 55 lbs**
- **CAPACITY 350-400 lbs**
- **Seats one adult.**



Prowler Trident 11.5

- **Specifications**

- Length: 11 feet, 5 inches
- Width: 30.5 inches
- Seat width: 17 inches
- Weight: 54 pounds
- Maximum capacity 400



Prowler Trident 11.5 (Pesca)

- **Specifications**

- Length: 11 feet, 5 inches
- Width: 30.5 inches
- Seat width: 17 inches
- Weight: 54 pounds
- Maximum weight capacity: 400 lb



Prowler 13



LENGTH

13' 6" / 4.1 m

WIDTH

29.5" / 74.9 cm

SEAT WIDTH

17" / 43.2 cm

WEIGHT

56 lbs / 25.4 kg

MAX CAPACITY

425-475 lbs /
192.8 - 215.5 kg



Prowler 13.6 (Pesca)

- **Specifications**

- Length: 13 feet, 6 inches
- Width: 29.5 inches
- Seat width: 17 inches
- Weight: 56 pounds
- Maximum capacity 475



Prowler 15



LENGTH	15' 7.5"
WIDTH	29"
SEAT WIDTH	17"
WEIGHT	60 lbs
MAX CAPACITY	500-550 lbs

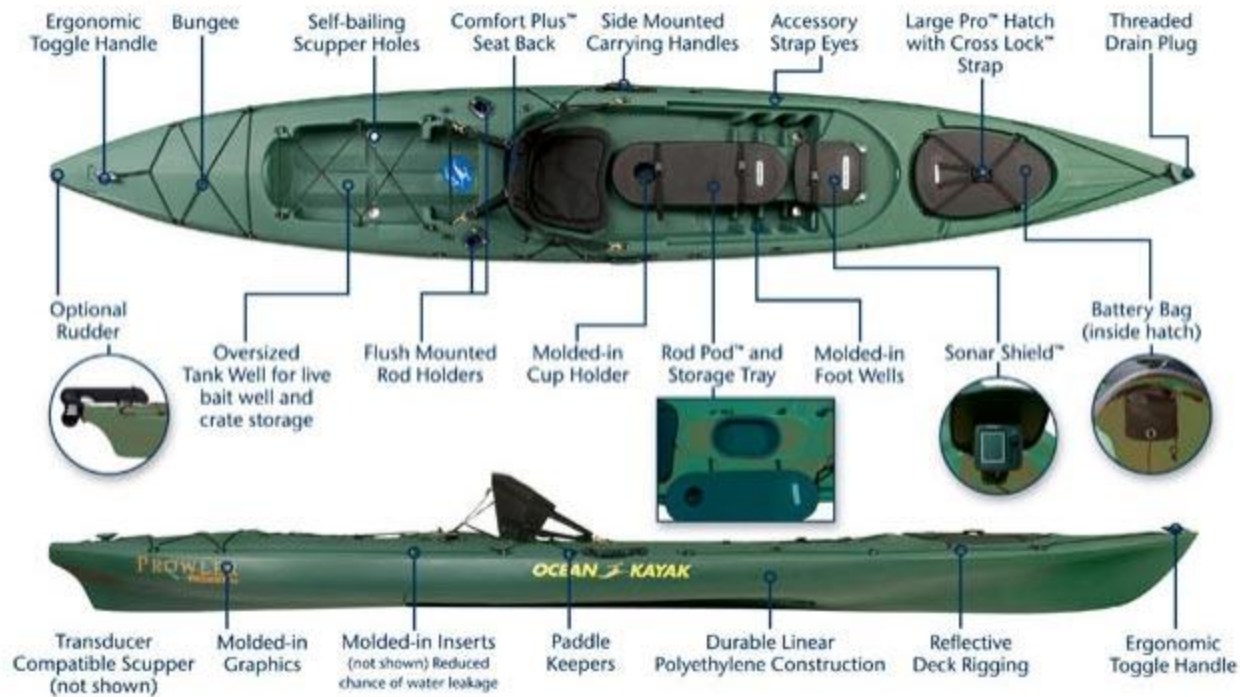
Prowler Trident 15 Angler



LENGTH	15' 7.5" / 4.8 m
WIDTH	29" / 73.7 cm
SEAT WIDTH	17" / 43.2 cm
WEIGHT	60 lbs / 27.2 kg
MAX CAPACITY	500-550 lbs / 226.8 - 249.5 kg

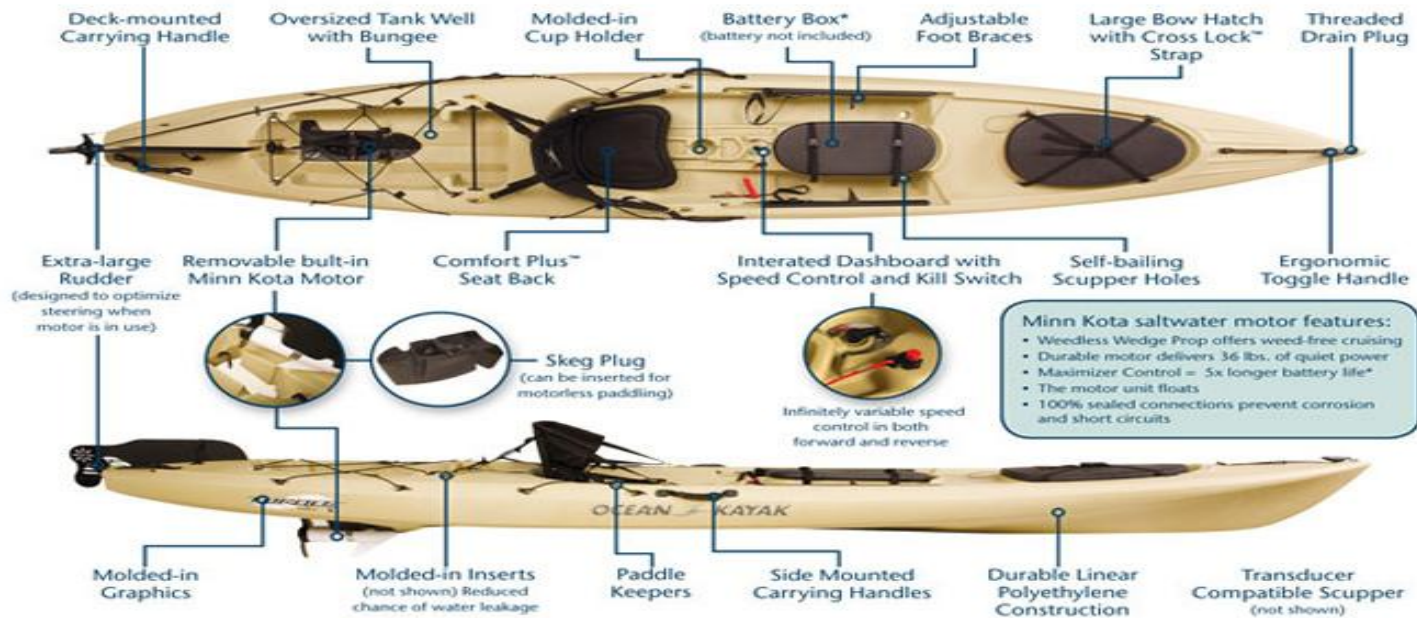


Prowler Trident 15 (Pesca)



Ocean Kayak Torque (Con Motor)

- Length Width Seat Width Weight Max Capacity 13' 10" 29" 17" 86 lbs. < 475 lbs.



*Use sealed lead acid or absorbed glass mat battery - Group 24 size or smaller. Battery not included. Run time is dependent on battery and conditions.



Maximizer Technology
This controls and optimizes power to extend the battery life. You'll stay on the water up to five times longer on a single charge. The motor also features infinitely variable speed in both forward and reverse.



Plug & Play
The motor is easy to install and easy to remove for transport and storage. The skeg plug can be put in place of the motor for motorless paddling. The motor unit floats.



Malibu Two



LENGTH

12' 0" / 3.7 m

WIDTH

34" / 86.4 cm

SEAT WIDTHS

18.5" / 47.0 cm

20.25" / 51.4 cm

16.25" / 41.3 cm

WEIGHT

58 lbs / 26.3 kg

MAX CAPACITY

375-425 lbs /

170.1 - 192.8 kg



Malibu Two XL.



LENGTH

13' 4" / 4.1 m

WIDTH

34" / 86.4 cm

SEAT WIDTHS

24" / 61.0 cm

24" / 61.0 cm

18.5" / 47.0 cm

WEIGHT

61 lbs / 27.7 kg

MAX CAPACITY

450-500 lbs /
204.1 - 226.8 kg



Zest Two EXP.



LENGTH

16' 4.5" / 5.0 m

WIDTH

30.5" / 77.4 cm

SEAT WIDTHS

19" / 48.2 cm

18" / 45.7 cm

15.75" / 39.0 cm

WEIGHT

70 lbs / 31.7 kg

MAX CAPACITY

500-600 lbs /

226.8 - 272.2 kg

